

Facts and Figures

Fund Assets*	13,196.9 Mio. EUR
Real Estate Assets**	10,244.7 Mio. EUR
Gross Liquidity***	4,040.1 Mio. EUR
Number of Fund Properties	97
Property Allocation	56 cities/ 16 countries
Rental Rate (as of 31 December 2017)	95.0%
Total lettable space	around 2.1 Mio. m ²
Tenants (as of 31 December 2017)	approx. 2,200
WKN	980 701
ISIN	DE 000 980 701 6
Fund´s launch	07.04.1972
Currency	EUR
Issue Surcharge	5%
Management Remuneration	max. 1.0%
for Financial Year 2016/2017	1.00%
Remuneration of custodian bank	max. 0.025%
for Financial Year 2016/2017	0.021%
TER (Total Expense Ratio)****	1.05%

* Net fund assets (gross assets of the fund less debts and reserves)
 ** incl. property assets held through real estate companies, excluding those under construction as well as undeveloped land
 *** cash in banks and savings accounts, as well as securities
 **** Total costs (excluding transaction costs) which the fund's assets in the past financial year were charged; as of 31st March 2017

Performance*

	1 Year	3 Years	5 Years	10 Years	46 Years
<i>hausInvest</i>	2.1%	6.8%	12.1%	32.3%	1,061.9%

* calculated using the BVI method (not counting up-front fee, assuming immediate reinvestment of distribution).

Actual share value

Issue price per Unit	43.34 EUR
Repurchase price per Unit	41.28 EUR

Financial Year 2016/2017 (April 1st, 2016 - March 31st, 2017)

Performance	2.1%	0.86 EUR	
thereof tax-free		0.60 EUR	69.5%
thereof taxable		0.26 EUR	30.5%
Comparable ROI before tax ...	2.6%		
... given a top marginal tax rate of	26.38%*		

* Highest tax bracket in Germany, incl. solidarity surcharge.

Distribution per Unit (as of June 19th, 2017)

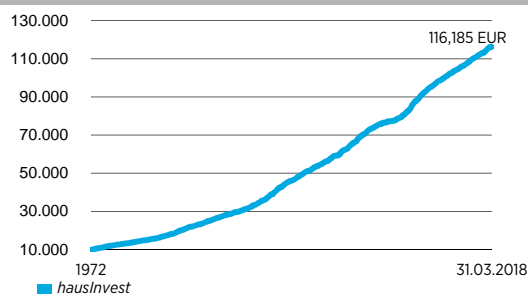
per Unit	0.6000 EUR
taxable	0.1805 EUR
basis of assessment for the capital gains tax	0.1805 EUR

As of: **March 31st, 2018** Source: Commerz Real Investmentgesellschaft.
 Subject to error and change.

Investment Strategy

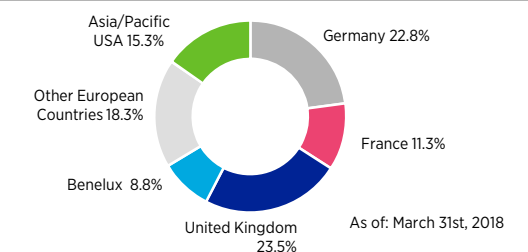
Invests in high yield commercial properties with a balanced utilization and tenant mix at preferred European and worldwide locations (current investment strategy: investments outside Europe are limited to the Asia-Pacific region and North America and range between 10-30 %.)

This was from 10,000 EUR ...*

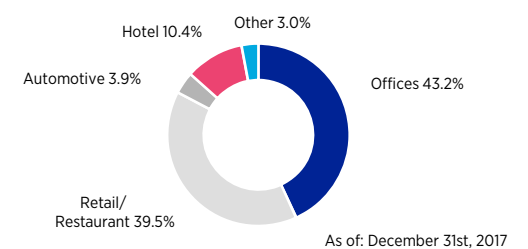


* From the Fund´s launch 07.04.1972 to 31.3.2018. Calculated using BVI method (excl. offering premium, distributions re-invested), previous values are not a guarantee for expansions of performance in future.

Assets Regional Composition



Real Estate - Types of Usage



Ratings

Scope	a+
-------	-----------

Current prices and information also on the Internet:
www.hausinvest.de